



ಬೃಹತ್ ಬೆಂಗಳೂರು ಮಹಾನಗರ ಪಾಲಿಕೆ
Bruhat Bengaluru Mahanagara Palike



BBMP COVID-19 WAR ROOM 01.06.2023

BBMP / COVID-19 WAR ROOM / BULLETIN – 1165/ 01.06.2023 / #BBMPfightsCOVID19



OVERVIEW OF COVID-19 IN BENGALURU

CASE TRENDS ACTIVE CASES **50**

<u>Confirmed Cases</u>	<u>Recovered Cases</u>	<u>Death Cases</u>
7 18,86,736 [#]	12 18,69,686 [#]	0 17,000 [#]

HOSPITALIZATION **0**

<u>ICU – V</u>	<u>ICU</u>	<u>HDU</u>	<u>General</u>
-	-	-	-

INCLUDES GOVT. QUOTA AND PRIVATE WALK-IN HOSPITALIZATION

VACCINATION **4** 2,07,00,628[#]

<u>First Dose</u>	<u>Second Dose</u>	<u>Precaution Dose</u>
2 96,89,865 [#]	2 95,11,667 [#]	0 14,99,096 [#]

TRIAGING

<u>MTU</u>
4
<u>Tele Triage</u>
2

ACTIVE CZs **0**

0
<u>MCZs (< 5 cases)</u>
0
<u>Clusters (> 5 cases)</u>
0

TESTING **1,957** 3,24,21,215[#]

<u>Positivity :0.60%</u>	<u>RAT</u>	<u>RTPCR</u>
<small>*FOR LAST 7 DAYS</small>	864	1,093

: indicates cumulative numbers till date



ABSTRACT OF COVID-19 SCENARIO IN BENGALURU


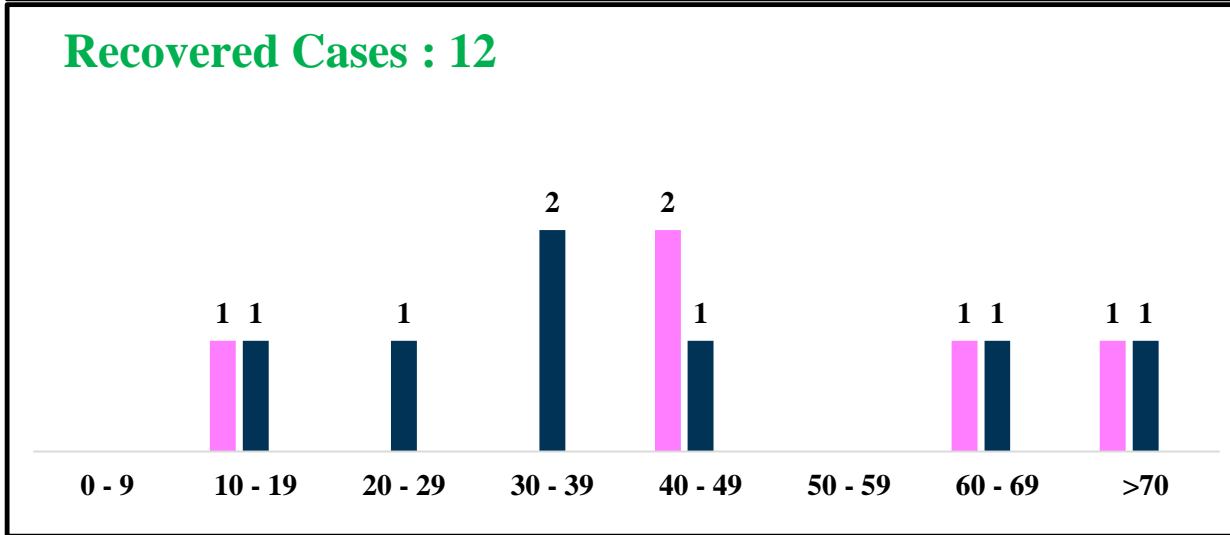
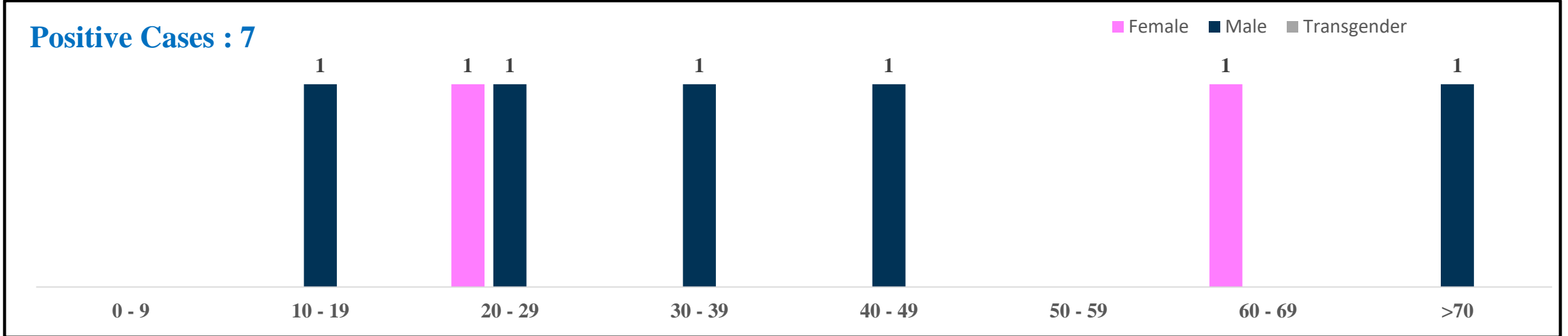


	MALE			FEMALE			TRANSGENDER			TOTAL		
	Last 24 Hours	Last 7 Days	Cumulative	Last 24 Hours	Last 7 Days	Cumulative	Last 24 Hours	Last 7 Days	Cumulative	Last 24 Hours	Last 7 Days	Cumulative
Positive Cases	5	34	11,11,927	2	39	7,74,613	0	0	196	7	73	18,86,736
Recovered Cases	7	42	10,99,567	5	51	7,68,989	0	0	187	12	93	18,69,686
Death Cases	0	0	10,769	0	0	6,227	0	0	4	0	0	17,000
Total Tests Done	In Last 24 hrs. : 1,957			In last 7 days : 12,246			Cumulative : 3,24,21,215					
983	In Last 24 hrs. : 4			In last 7 days : 60			Cumulative : 2,07,00,628					
ACTIVE CASES									50			

*Covid deaths occurred today : 00 | Covid deaths occurred beyond last 24hrs., reported today : 00



LAST 24 HOURS AGE GROUP AND GENDER WISE DISTRIBUTION

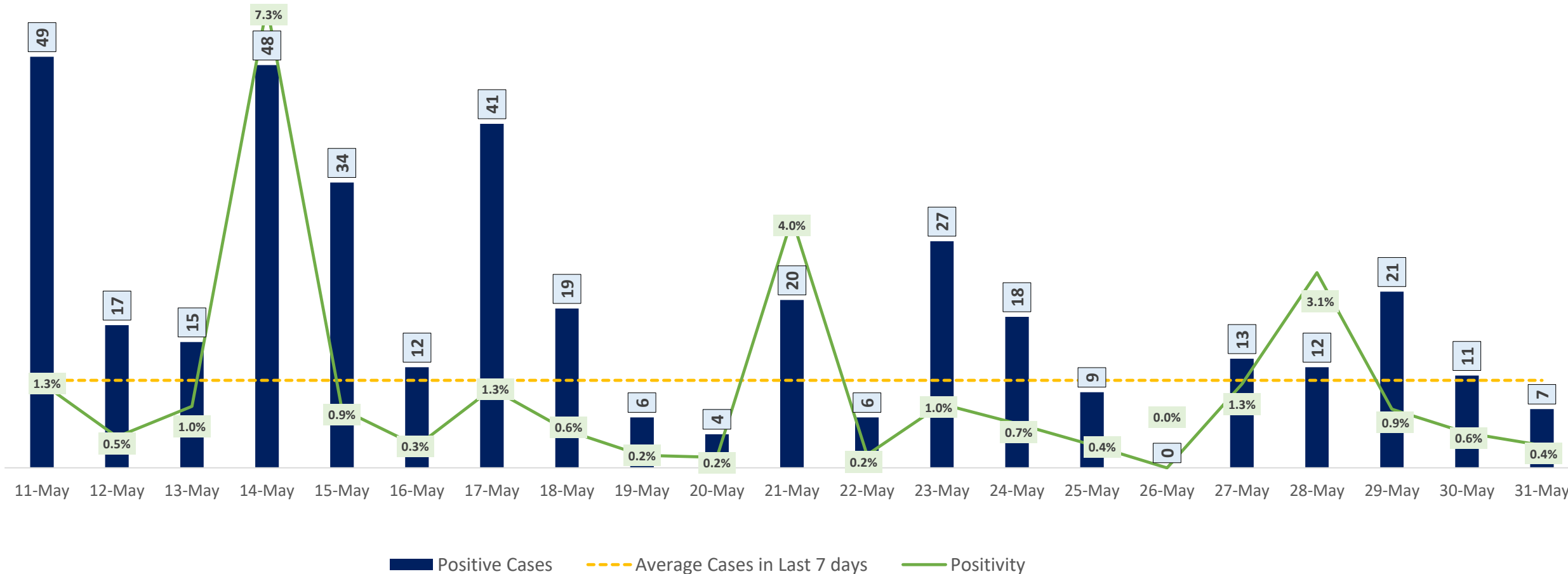




POSITIVITY RATE OF BENGALURU – LAST 21 DAYS



Average Cases in Last 7 days : 10

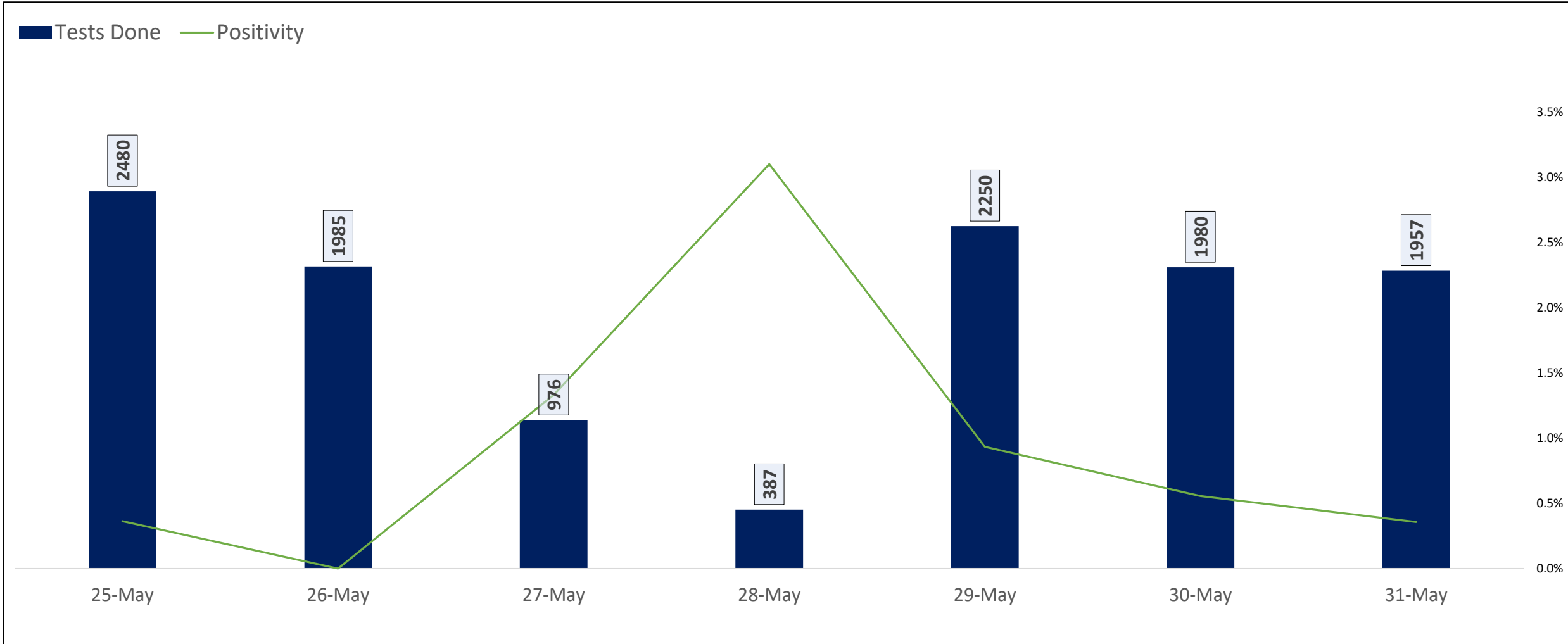




TESTING TRENDS IN BENGALURU

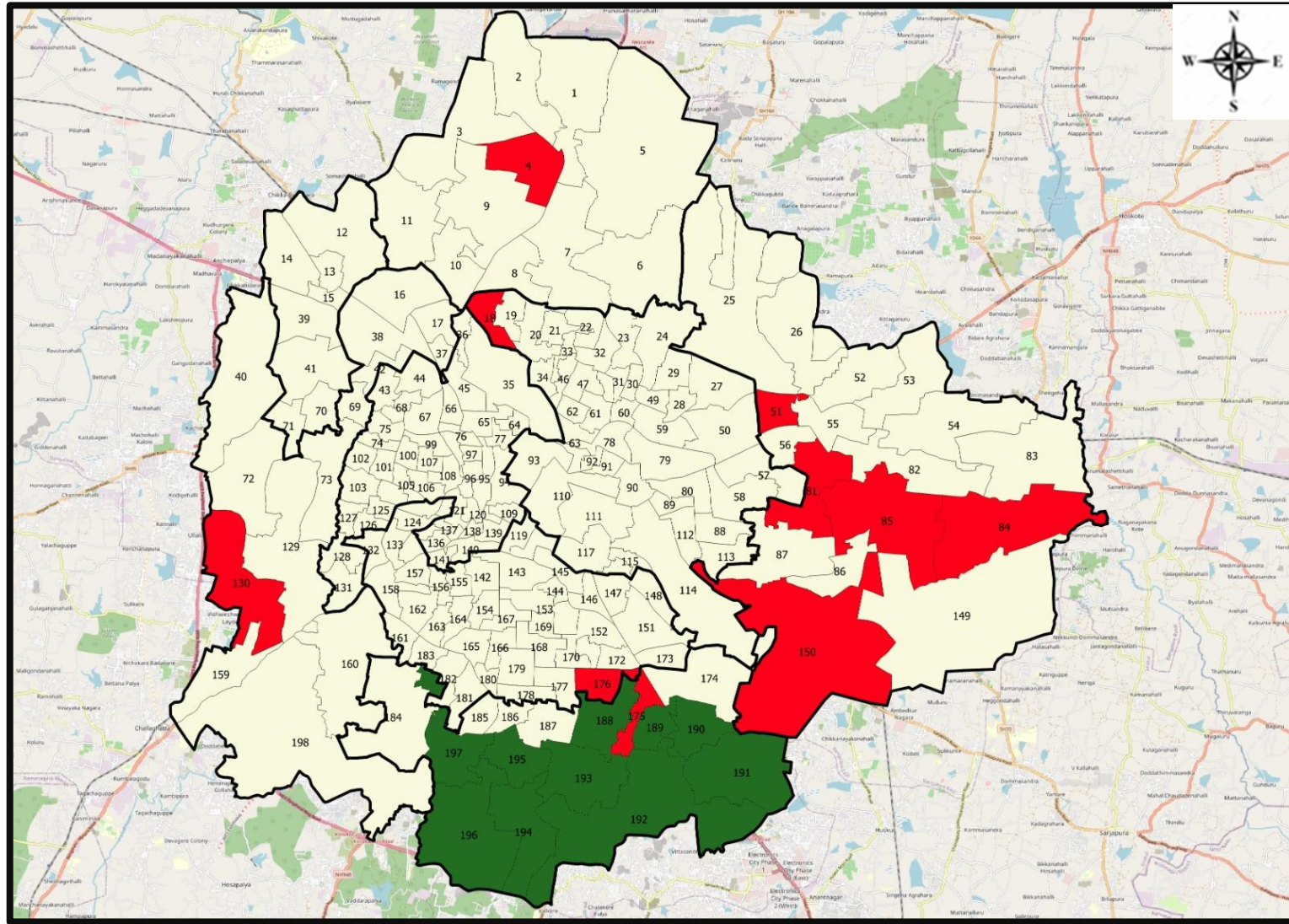


Total Test Conducted Till Date	Test Conducted Last 24 hours	Last 7 Days Average
3,24,21,215	1,957	1,749





BENGALURU URBAN MAP SHOWING TREND OF POSITIVE CASES IN LAST 7 DAYS



Top 10 wards reporting highest number of positive cases in last 10 days

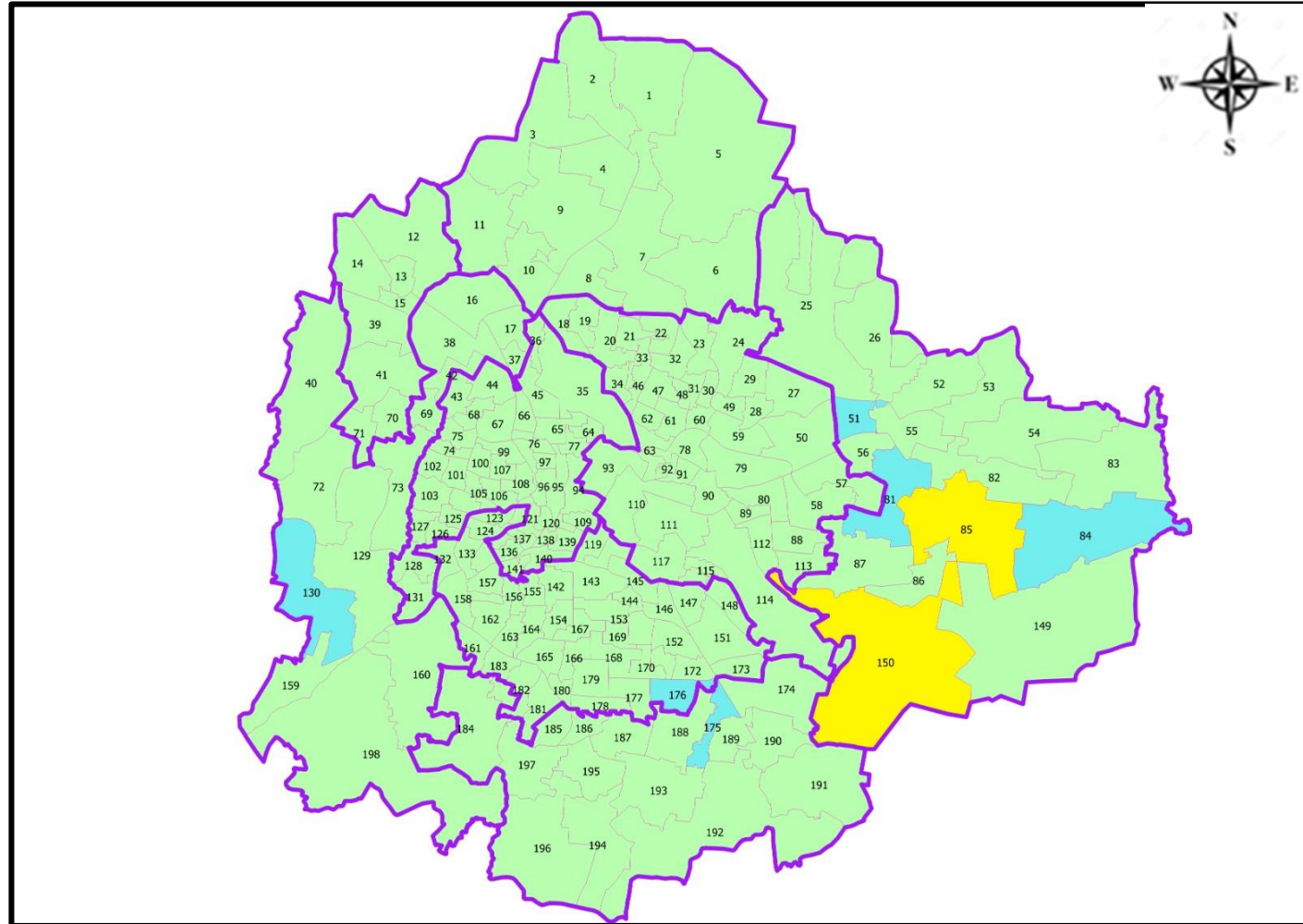
Ward No.	Ward Name	Daily Cases Average
85	Dodda Nekkundi	1
150	Bellanduru	1
175	Bommanahalli	1
51	Vijnanapura	1
81	Vijnana Nagar	1
84	Hagadur	1
130	Ullalu	1
176	B T M Layout	1
4	Yelahanka Satellite Town	1
18	Radhakrishna Temple	1







Top 10 wards reporting least number of positive cases in last 7 days

Ward No.	Ward Name	Daily Cases Average
197	Vasanthpura	0
196	Anjanapura	0
195	Konanakunte	0
194	Gottigere	0
193	Arakere	0
192	Begur	0
191	Singasandra	0
190	Mangammanapalya	0
189	Hongasandra	0
188	Bilekhali	0



BENGALURU MAP SHOWING INTENSITY OF POSITIVE CASES IN LAST 7 DAYS



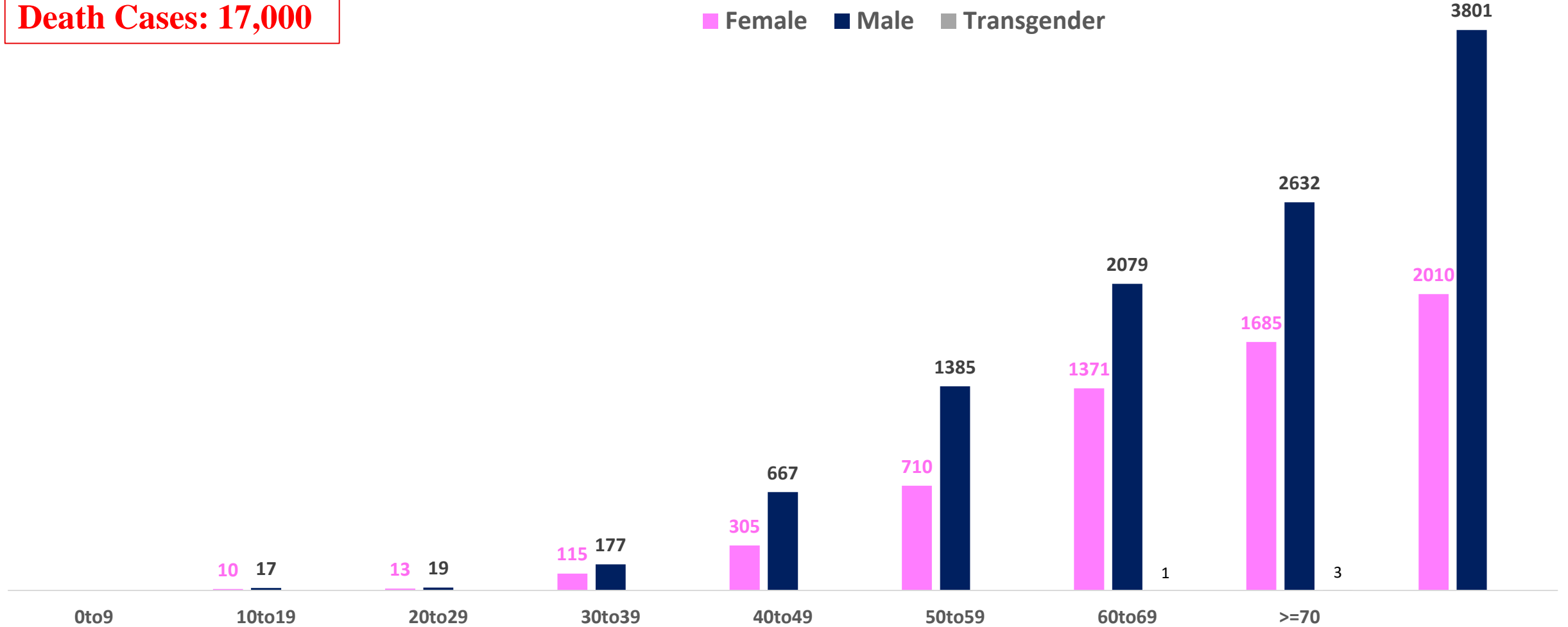
-  **Level 1 : 0 to 1 Cases**
-  **Level 2 : 1 to 3 Cases**
-  **Level 3 : 3 to 5 Cases**
-  **Level 4 : 5 to 10 Cases**
-  **Level 5 : More than 10 Cases**
-  **Zone Boundaries**



AGE AND GENDER WISE DISTRIBUTION OF DEATH CASES



Death Cases: 17,000





SNAPSHOT OF COVID-19 CASES IN BENGALURU URBAN



**Total Wards With
< = 1 Cases* :
175**

**Tests Conducted
on 31.05.2023:
1,957**

**Recovery
Rate*:
99.10%**

**Total
Active Cases :
50**

**Total Vaccinated
on 31.05.2023:
4**





**Positivity
Rate* :
0.60%**

**Active
Rate*:
0.00%**

**Case
Fatality Rate* :
0.00%**

*Total positive cases In the past 7 days

*CFR and positivity is for Past 7 days

Download BBMP Bulletin	https://apps.bbmpgov.in/covid19/mediabulletin.php
To register for vaccination :	https://selfregistration.cowin.gov.in/
BBMP COVID19 Dashboard:	https://apps.bbmpgov.in/covid19/
Follow us on:	 www.facebook.com/bbmp.comm1/
	 twitter.com/BBMPCOMM
	  BBMPSplHealth

Issued by:

Honorable Chief Commissioner, BBMP
Special Commissioner Health, BBMP
MD, Bengaluru Smart City Limited

THANK YOU !

